

The Fun Learning Times

Family Day at Island Resort

On 17 November 2007, 42 FUN students, parents and teachers gathered for a day of fun, food and games at Island Resort, East Coast Park. Together with a team of P6s, I was the organizer. I was also the MC for the day.

Most of us took the chartered bus from the school to Island Resorts. To help everyone know one another's name, we played "wacko".

Once we were at the chalet, we grouped the students into their groups. Our games included "Scavenger Hunt", "Forfeit till the Last", "Musical Chairs" and "Dog & Bone". One of my favourite games was "Fashion Design" where everyone par-

ticipated and displayed their creativity and talents. The highlight of the games - the "water bomb" game, saw the Fun Learners "attacking" one another. It was thrilling!

After the games, we tucked ravenously into the delicious food. There was a mouthwatering spread of satay, chicken wings, fried rice and jelly, among others. It was tiring but fun helping to barbeque the food and to fan the flame.




We

also had a surprise for the teachers and Mdm Teresa, by presenting gifts to them as a token of our appreciation.

It had been a worthwhile experience being the organiser and the MC. Even though much time and effort was put in, when I saw the smiles on everyone's face, I

know that our hard work didn't go down the drain. Most importantly, I also learnt useful leadership skills through this event. I am looking forward to another outing and I hope to be the organiser again.

By: Sen Wei Lin



Welcome on Board!

Who are these new faces? Find out on page 2.



Fun Learners' School

Issue 9

January and February 2008

What people say...

I will like to thank Mr Wong for helping my child, Dorcas. While she had been strongly advised by her school to drop her A Maths, Mr Wong, who always teaches with his heart, did not give up on her. He even went to the school to reassure them that Dorcas could definitely get at least a B3. With his dedication and help, Dorcas improved her grade from F9 to B3.

Mr. Wee, parent of a Sec 4 girl

Inside this issue:

Our Holiday Programmes	2
Welcome on Board!	2
Parents' Corner	3
Teasers	3
Meet Our Fun Learner	4
Our New Classes	4

FUN Editorial Team:

Tan Chew Ling
Chee Chin Young
Cha Pei Pei

Speak with Confidence

During the December holidays, from 21 to 23 November 2007, I joined a Public Speaking Course organised by Mrs Thai. I signed up for this course because I was very timid and not so confident. I was hoping the course would help me to overcome my fears in speaking up. It did! Not only did the course helped to build up my self-confidence, I can also pronounce words more clearly now, improving in my Oral.



Mrs Thai is a good teacher and most of all, she loved to speak! She taught us how to have appropriate facial expression, body language, upright posture, eye contact and volume of voice to be a good speaker. We learnt how to pronounce vowels and troublesome words correctly. The games make the course more fun.

I would like to thank Mrs Thai for organising this useful workshop and hope that she can organise this again for other students to benefit from it.

By: Yeo Shun Yuan, P6



Effective Learning with Mind Maps

From 28 to 30 November 2007, I attended the "Effective Learning with Mind Maps" course, conducted by Mrs Tan.

Apart from teaching us how to draw Mind Maps and use them in our studies, Mrs Tan also taught us about our left and right brain. We also learnt 5 SMART techniques for studying effectively as well as memory techniques. What really helped me to remember better was the "homework" after each lesson, where we had to teach someone what we had learnt. When I taught my parents and sister, I find that I can learn much better.



On the last day, we had an outing to Prime Mart, where we had to do a Mind Map of the food using the five senses. It was fun and exciting as each group tried their best to win the Mind Map contest.

The workshop was fun and enjoyable and I wish that Mrs Tan will organize it again.

By: Yeo Shun Yi,



Welcome on Board!



Enthusiastic Ms Eunice Ong has joined us as our English teacher for Secondary levels. An ex-school teacher who holds a Diploma in Education from NIE and a Distinction from TESOL,

Teacher Eunice is a dedicated teacher with a passion for teaching. With a heart for students, she believes that the best way to reach out to students is to connect to them, and to show them that teachers care. Teacher Eunice takes pride in her lessons, preparing each lesson thoroughly to captivate her students' attention and to help them learn. A proud mother of a six-month old baby, Teacher Eunice relishes the opportunity to work at Fun Learners' School!



Likeable Mdm Li is now conducting Chinese at pre-school and primary levels in Fun Learners' School.

Mdm Li is an experienced Chinese language teacher who has taught in tuition centres for the last 5 years.

Holding a Diploma in Education, Mdm Li enjoys interacting with young children. Having a strong interest in Chinese history, she likes to tell stories to make the learning of Chinese come alive. A dynamic and lively teacher, she hopes to create more interest in using and learning Chinese among the students.



Jovial Mr Jonathan Wong is our Secondary Maths tutor. Holding a Diploma in Education from Cambridge, Mr Wong started with home tutoring. His popularity with students and effective teaching led to a mushrooming of his students to more than

50 within a few years. To accommodate the expansion, he is now teaching at tuition centres, allowing him to reach out to more students. Mr Wong believes that the most important thing a student needs is motivation, and he thus finds time to give pep talks to students, inspiring and motivating them to give their best. He himself enjoys indulging in motivational books during bedtime.

Parents' Corner – Bringing up a Reader

One of the sacred times in my home is the bedtime story hour, where my two preschool boys will curl up beside me for our daily story sharing. The joy often flows in both ways.

Apart from the pleasure it brings, I know that I am instilling a love in reading for my boys, so that one day, they will be independent lifelong readers and learners.

You too, can help your child to discover the wonderful world of books. Books are an endless treasury of knowledge and pleasure. When you teach your children to love to read, you are giving them a gift that will enrich their lives as nothing else can do.

Children who learn to read

alone and enjoy it can also entertain themselves, spending them alone happily with a book. This type of independence will serve them well for their whole lives.

For early readers, start by reading to them, pointing to the words as you read. When they are starting to read, reading can be slow and painful, so you may take turns reading with your child. You read one page and let the child read the next. A few parents I know use this and readily agree to its effectiveness.

Our next issue will give more tips on bringing up a reader.

The Reading Mother

You may have tangible wealth untold:

Caskets of jewels and coffers of gold.

Richer than I you can never be—
I had a Mother who read to me.

Strickland Gillilan




Creative Thinking

1. A girl who was just learning to drive went down a one-way street in the wrong direction, but didn't break the law. Why?
2. How can you throw a ball as hard as you can and have it come back to you, even if it doesn't hit anything, there is nothing attached to it, and no

- one else catches or throws it?
3. Two students are sitting on opposite sides of the same desk. There is nothing in between them but the desk. Why can't they see each other?
4. There are only two T's in Timothy Tuttle. True or false?

Source: school.discovery.com



- Answers:**
1. She was walking the air.
 2. Throw the ball straight up in the air.
 3. The two students have their backs to each other.
 4. True. There are only two T's (upper case). There are also three t's (lower case).


Maths Teaser

1. If 26 clowns can blow up 26 balloons in 26 minutes, how many clowns do you need to blow up 78 balloons in 78 minutes?
2. How can you make 5 twos equal five? Here's a solution that uses 5 twos: $2 \times 2 \times 2 + 2 \div 2 = 5$

For each of the three rows below, insert the mathematical symbols (+, -, ÷, ×) that will make the equation correct for someone calculating from left to right.

- a. $3\ 3\ 3\ 3\ 3 = 5$
- b. $4\ 4\ 4\ 4\ 4 = 5$
- c. $5\ 5\ 5\ 5\ 5 = 5$

Source: school.discovery.com



- Answers:**
1. 26 clowns.
 2. a. $3 \times 3 + 3 + 3 = 5$
 - b. $4 - 4 + 4 + 4 = 5$
 - c. $5 - 5 + 5 - 5 + 5 = 5$

Blk 371 Bukit Batok St 31
 #02-328 Singapore 650371
 (Opposite Bukit Gombak MRT stn)

T: 65673208
 www.funlearning.com.sg
 contact@funlearning.com.sg



Our Teaching Philosophy

We strongly believe every student's potential can be maximised. At Fun Learners' School, our primary mission is to provide each and every student with the patience and attention they deserve. With holistic teaching methods and active spontaneity, we strive to breathe life into the textbooks by drawing relevance to the world we live in, thereby seeding and inspiring the love of learning in every young mind.



Meet Our Fun Learner

In this issue, we interview Sen Wei Lin, a Sec 1 student from River Valley High. Wei Lin obtained 269 in her PSLE, obtaining A* for all 4 subjects.

- What are your favourite pastimes?

Playing basketball and reading. I also enjoy drawing and doing Mind Maps.

- You have done remarkably well in PSLE. Can you share with our Fun Learners the secret of your success?

Mind Maps! After learning Mind Maps during Science class with Mr Chee and from Mrs Tan during the PSLE camp last year, I did a lot of Mind Maps for Science during my revision. Mind Maps are fun and make me interested in learning. Using key words definitely saves me much time in studying. Mdm Cha also shared with me her study tip of pinning up notes all over the place at home. I did that, and it worked!

The excellent teachers I have in my ex-Primary school and at Fun Learners' School also play a big part in my success.

- Do you have any other advice for our Fun Learners?

Start your revision early. I also find it useful to stay back after school to do group studying with my friends.

- What is the most important treasure in your life?

My loved ones—family and friends. They are the ones I turn to when I am happy or sad. Life is empty without them.



Our New Classes

Find out more about our new classes:

- Better Readers through Phonics
- Secondary English Tuition
- Secondary Maths
- Life Sciences



 * Coming on 11 March 2008 - *
 * Jacob Ballas Children's Garden *
 * - A Treasure Hunt Awaits You! *

We gladly welcome dialogue with our students and parents. Please direct your mails to contact@funlearning.com.sg. We look forward to hearing from you!